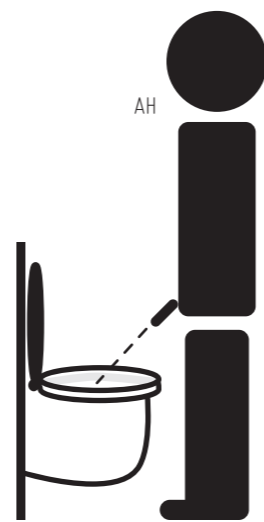
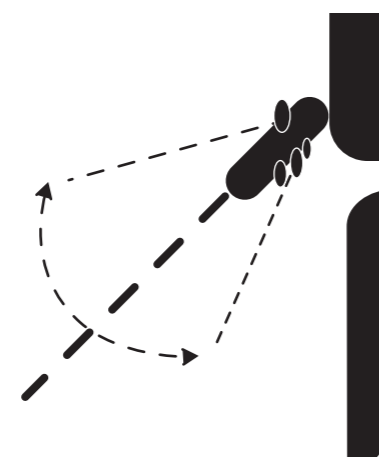
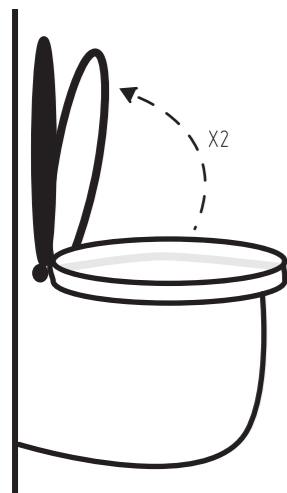


PEEING MADE EASY

5 awardwinning steps for easy peeing.
try them for free today! www.diverse-dope-dingen.be



1 lift both toilet lids
& unzip trousers

2 aim carefully
(tip: use your hands)

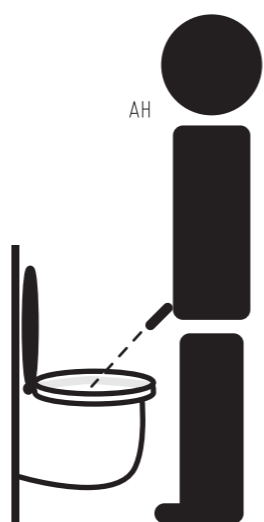
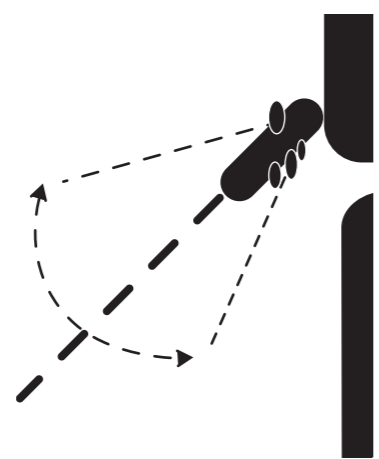
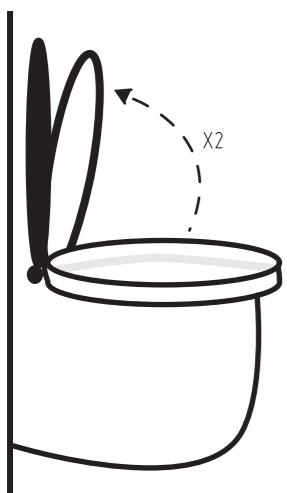
3 let it flow
(tip: no sudden movements,
go easy on the pressure)

4 flush &
clean up (tip: use toilet paper)

5 close lids, zip up
& wash hands

PEEING MADE EASY

5 awardwinning steps for easy peeing.
try them for free today! www.diverse-dope-dingen.be



1 lift both toilet lids
& unzip trousers

2 aim carefully
(tip: use your hands)

3 let it flow
(tip: no sudden movements,
go easy on the pressure)

4 flush &
clean up (tip: use toilet paper)

5 close lids, zip up
& wash hands